



# Jamestown Elementary School

 3637 Hiers Blvd, Hephzibah, GA 30815

 (706)796-4760

 Grades: K-5

 Enrollment: 263 students

Note: For information on educator qualifications and other federal reporting requirements, [click here](#). Discipline data are available in the [K-12 Student Discipline Dashboard](#).

## Performance Snapshot

- Jamestown Elementary School's **overall performance is higher than 52% of schools in the state** and is higher than its district.
- Its students' **academic growth is higher than 71% of schools in the state** and higher than its district.
- 32.0% of its 3rd grade students are reading at or above the grade level target.**
- Jamestown Elementary School is **Beating the Odds**, meaning that it performs better than similar schools.

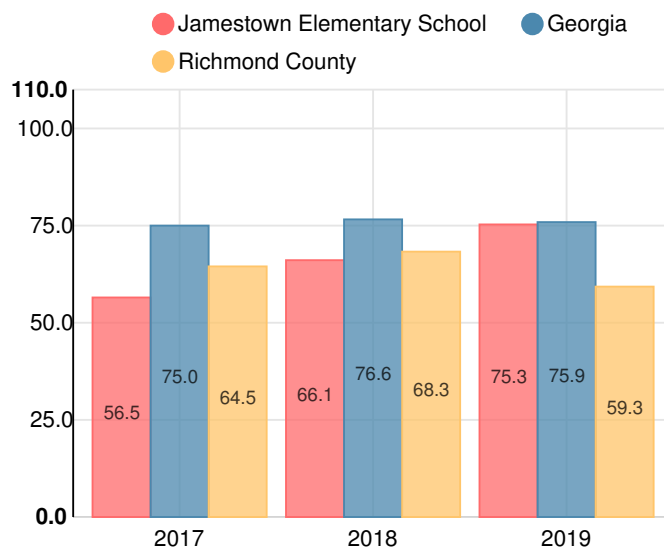
## School Wide

**C75.3**

Year	Jamestown Elementary School
2019	C
2018	D
2017	F
2016	F
2015	F

Grade conversion	
A	90 - 100
B	80 - 89.9
C	70 - 79.9
D	60 - 69.9
F	0 - 59.9

## CCRPI Single Score



Student Mobility Rate

42.6%

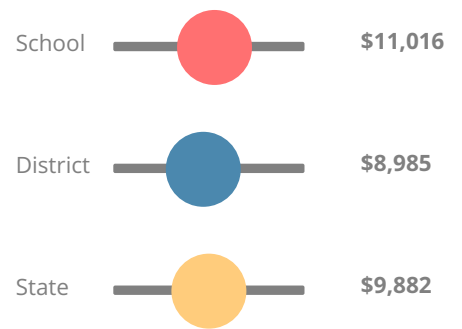
School Climate Star Rating



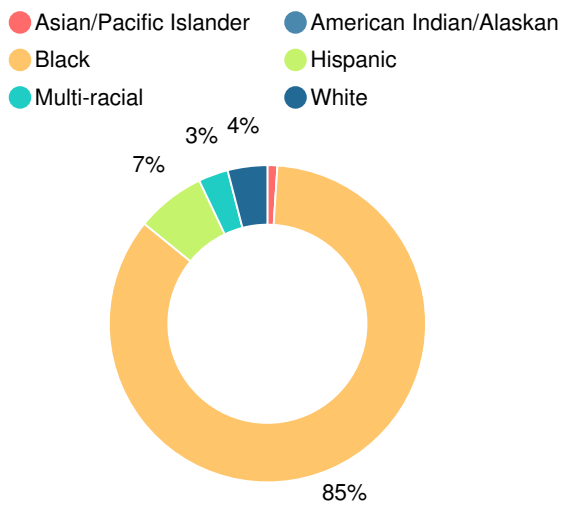
Financial Efficiency Star Rating



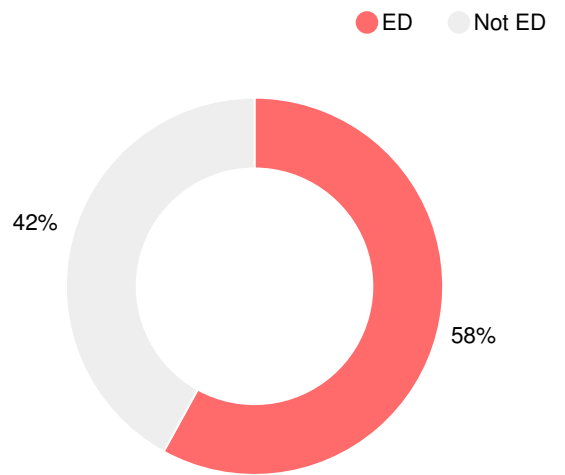
Per Pupil Expenditures



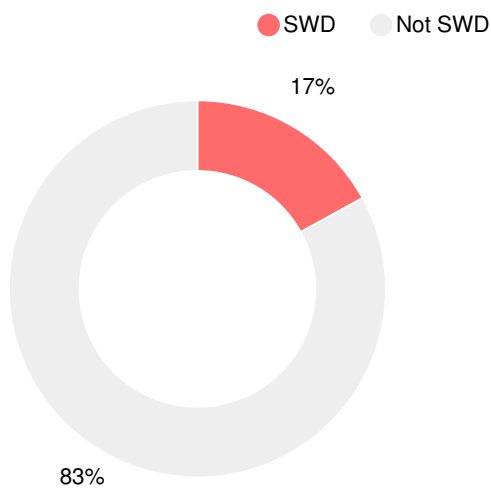
Race/Ethnicity



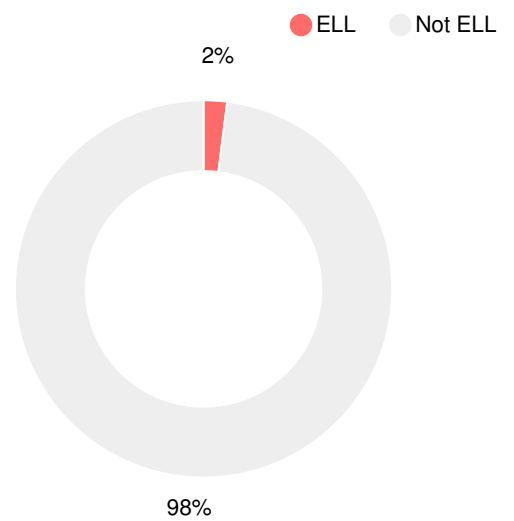
Economically Disadvantaged (ED)



Students with Disability (SWD)



English Language Learners (ELL)



# Elementary

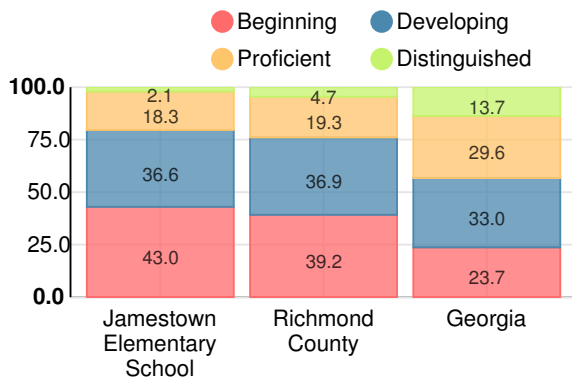
## CCRPI Score

### Jamestown Elementary School

Indicator	2019
Content Mastery	52.2
Progress	89.1
Closing Gaps	92.9
Readiness	72.4
<b>CCRPI Score</b>	<b>75.3</b>

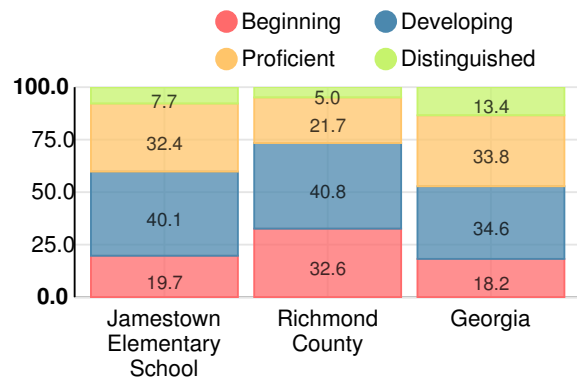
### English

Percent of students scoring in each performance level on 2019 Georgia Milestones for elementary grades



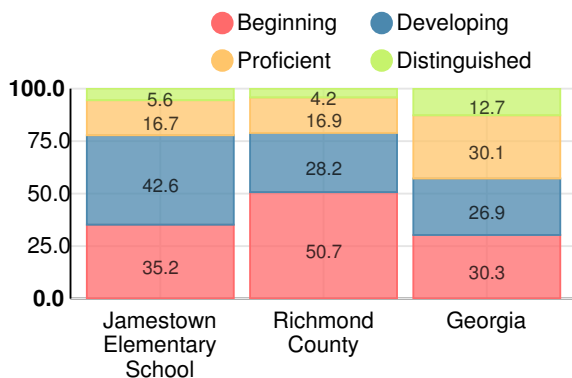
### Mathematics

Percent of students scoring in each performance level on 2019 Georgia Milestones for elementary grades



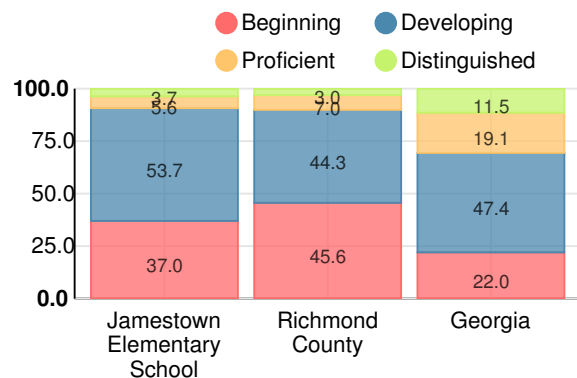
### Science

Percent of students scoring in each performance level on 2019 Georgia Milestones for elementary grades



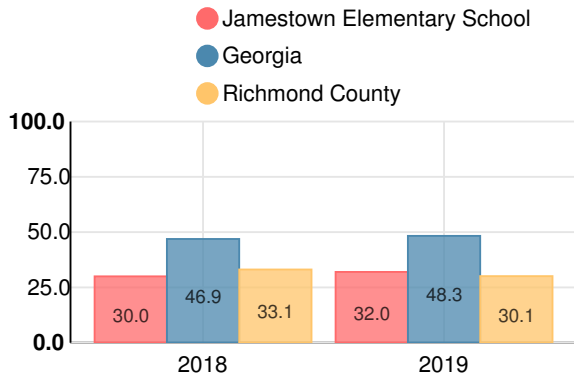
### Social Studies

Percent of students scoring in each performance level on 2019 Georgia Milestones for elementary grades



**Reading at or above the Grade Level Target (3rd Grade)**

Percent of students in grade 3 achieving Lexile measure equal to or greater than 670



**Reading at or above the Grade Level Target (5th Grade)**

Percent of students in grade 5 achieving Lexile measure equal to or greater than 920

